



GIRIVASI SEVA MANDAL, KALYAN'S
Murlihar Nanaji Mohite Guruji
College of Arts, Commerce & BMS



KHODALA-JOGALWADI, TAL-MOKHADA, DIST. PALGHAR - 401604.
(AFFILIATED TO UNIVERSITY OF MUMBAI)

AFF. / ICD / 2013-14 / I / 2880, 24 March 2014

E-mail : mnmcollege@gmail.com • Ph. No. 02529-693922 • Mob. 9765948997 / 9923224526

No. MNMGC / / 201

Date : / / 201


Report of Digital Exam Paper Delivery System and Online Screen Marketing for Conduction of Transparent Examination and Assessment Process For conduction of Transparent Examination And Assessment Process

About DEPD:

University of Mumbai has been established online Exam Paper delivery system for the security of the examination Process and to avoid paper leakage.

About OSM:

For the Transparent assessment process of all examination held by college at college level, University of Mumbai and College Has established CAP Center in which all the answer sheets are college . Has established CAP Center in which all the answer sheets are assed online under CCTV Surveillance and proctor. For Assessment evaluator required OTP which is generated by University server. In this way the examination and assessment process is transparent and clear.


CO-ORDINATOR
Examination Committee
MNMG College
Khodala- Jogalwad



University of Mumbai



Secretariat of Controller of
Examinations,
M.J. Phule Bhavan,
Kalina, Santacruz (East),
Mumbai-400 098

No. EX / ICC / 2014-15 / 6

CIRCULAR

All Principals, Directors / Head of the Departments of affiliated Colleges / Institutions / Conducted Colleges / University Departments are hereby informed that the University of Mumbai is planning to deliver the Question papers of **Second Half 2014 Examinations** by DEPD (Digital Exam Paper Delivery). The college should be prepared with the following requirements:

I Requirements for accessing the Question Paper e-delivery system:

- One PC / Laptop with higher configuration.
 - UPS with at least 30 minutes of back up.
 - Broadband Internet Connection.
 - One data card with 3G Internet connection (MTNL, Idea, Reliance, Tata Photon, etc.) (whichever works better) for back up.
 - Two registered mobile numbers (one of the Principal and another of IT Coordinator from the college) preferably of different service provider, Fax number and email ID for receiving the password. These numbers and e mail address submitted to the University should be in working condition. Any change should be communicated to the University, well in advance. The College shall be held responsible if any of these modes of communication are inaccessible or not in working condition.
 - High Intensity Printer (attached to the computer (PC/Laptop) which will be used for accessing the web link).
 - One extra cartridge for emergency.
 - Photocopier (30-40 PPM).
 - Licensed copy of antivirus installed on the computer and regularly updated through internet.
 - MS-Office 2003 and above.
 - Secured environment for paper printing.
 - CCTV camera with back up of one month.
-
- **They are also requested to fill-up the Check-list form on the link <https://mu-exam.net/muforms> to enable us to deliver the question papers through DEPD systems immediately.**
 - **Please do not change the Mobile No. of the Principal / I.T. Coordinator & Email ID of the Principal and College once given, till the examination is over.**

(Except Change /Resignation/Transfer of Principal or Resignation of IT Coordinator with Permission of MSS Unit before 1 week of intimation.

Primary Process (Watermark)

From the Second Half October 2014, we are introducing another safety feature in our existing Digital Exam Paper Delivery System. This feature has been established to ensure another layer of security of question papers and to avoid paper leakages. The following guidelines have to be followed for the examinations to be conducted from Second half 2014, however before the actual examination, there shall be, mock drills scheduled on 4th, 11th, & 16th, of September, 2014 at 12.00 noon to 2.00 pm.

- For downloading the Question Paper, following procedure should be followed scrupulously by the colleges:

One time process to be performed for setting up software

Date: 4th September, 2014

Time: 12.00 Noon to 2.00 p.m.

Each exam centres will have to follow the process as described below:

1. They shall receive 2 emails from University DEPDS from admin.muexam@euni.in to your registered college email ID

1st Email: You will find the link. Click the link and software shall be downloaded automatically. The downloaded software should then be installed in your PC / Laptop which is used for downloading and printing of question papers.

2nd Email: This mail shall be with the name of **Lock Lizard Licensing** containing a license of the software which should be installed in your dedicated PC / Laptop which ever you are using for downloading and printing

2. They shall see a link (like below) in the 2nd email for downloading license just click that link



Your license

To view documents from Intelligent Quotient Security System you must activate your license:

[COLLEGE OF ENGINEERING license](#) ← Your License File (Word)

NOTE: Your license file may also be supplied as an attachment to this email (.lrv and .zip files).

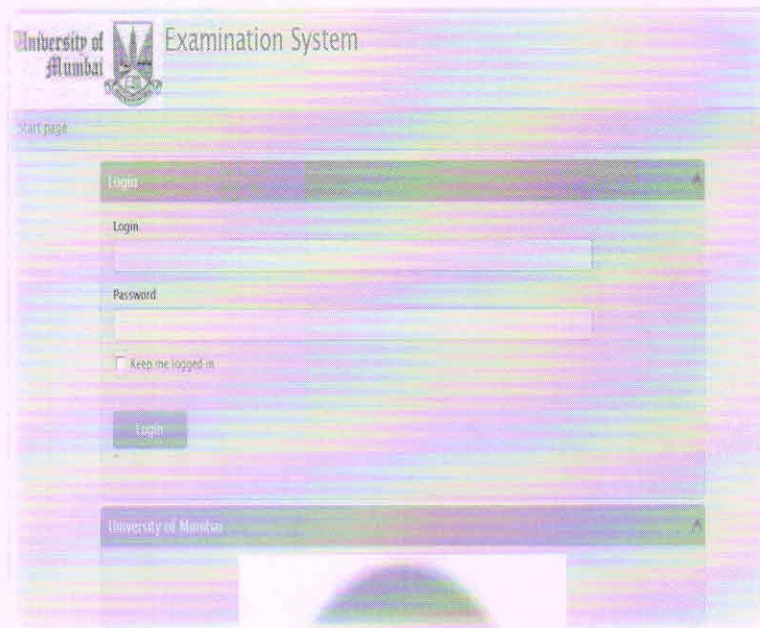
3. After download double click license to install in your PC / Laptop automatically



4. Now you should be ready for opening the question papers in the software given by university

BACKUP/SECONDARY PROCESS

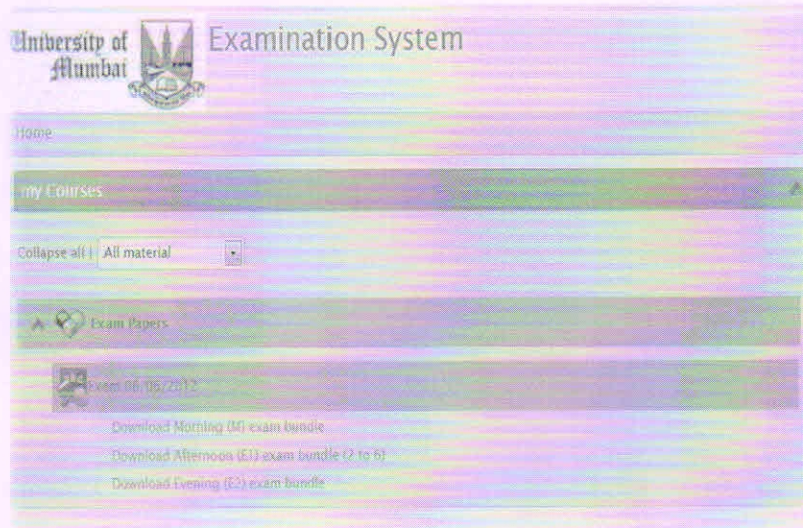
- 01 The college shall receive, through SMS on the mobile number registered with the University, the first set of Login and Password, an hour before the commencement of examination on the first day. This password shall be applicable throughout the duration of the Examination. It is the responsibility of the college to keep this password secure and confidential only with the Principal or responsible person.
- 02 The college shall receive, every day, **the second password, 90 minutes** before the commencement of the examination. It is the responsibility of the college to keep this password secure and confidential only with the Principal or responsible person.
- 03 The question paper will be uploaded by the University on the Web site. www.mu-exam.net, an hour before the commencement of the examination on the day of every examination.
- 04 Following is the process of downloading the question paper from the web site:
 - a. Exam Centre shall visit the web link www.mu-exam.net through internet
 - b. The first page of the web link will look like as under:



- c. Enter the first set of Login and the Password received by you on the first day of the examination through SMS or email ID, as the case may be, from the University. The Login and Password will be case sensitive hence while entering the Login and Password proper care should be

taken; it should be typed exactly as provided (Delock various locks such as caps lock, numeric lock, etc. before entering the password and use only when required).

- d. If you enter wrong Login or Password the link will not proceed further and will ask for re-entering of Login and Password. (After three attempts if it is locked, do not try again but contact the contact persons at the examination centre of the University immediately).
- e. After three failed attempts to Login/Password, the user account will automatically lock itself.
- f. Every account runs on session, if user is logged in the system and no activity is performed, the session of user expires and account is closed. In such situation visit the web link www.mu-exam.net again.
- g. After successful Login into the system you will get a screen containing the Question paper link. At any given time there would be paper links (Old/CBSGS/Revised) scheduled as morning/afternoon question paper. The screen will look like as under:



- h. These links will become active, **90 minutes** before the commencement of the Examination on the scheduled dates.
- i. Click on the respective question paper link. This link will contain the question paper in encrypted form. Download only required question papers e.g. Old/CBSGS/Revised, etc. The Chief Conductor should select the relevant and correct question paper only.
- j. Once downloading is complete the link of question paper will not open as document is protected with strong encryption.

05 The downloaded question paper will be a password protected word document


06 Open the downloaded word document containing the question paper.

07 It will ask for a password. Enter the second password, which is received by the college through SMS, 90 minutes prior to the commencement of the examination.

Password will be case sensitive hence while entering proper care should be taken while entering the password, which should be typed exactly as it is provided.

- 08 Once the document (question paper) is accessed (opened), its printout should be taken in the presence of Principal /Joint Chief Conductor or University officials in safe and secure environment.
- 09 Print/Photocopy necessary number of copies, in presence of Joint Chief Conductor in safe and secure environment, and keep proper record of the printed question papers including wastage, if any.
- 10 No question paper shall go out in any form before actual commencement of the examination of that day of that particular course/paper. If it is found that the paper has gone out, appropriate disciplinary action will be taken.

Time to perform a small mock drill for Primary Watermark process to check the software

1. Visit your DEPDS account now at <http://muexam.euni.in> or <http://mu-exam.net.in>, open the **mock drill** link and download the sample question paper
2. You will see the file similar to this 
3. Remember you will only be able to open the question paper if you are qualifying on the following sub-points:
 - a. You have the software and license installed in the PC / laptop as explained above
 - b. You are authorised by university to open that file
 - c. Your internet connection should be ON
 - d. If any screen grabber software such as PrntScr, Onenote screen capture etc. is ON your file will not be opened
4. After opening the file / question paper, please take print out, scan it and send it to admin.muexam@euni.in and CC to manuscripts@exam.mu.ac.in. This is just to ensure that the mock drill was successful at your end. For the actual examination paper you should not scan and send the paper via email to us.
5. If you are facing any kind of difficulties in above process, feel free to contact us on 022-26535300, 022-26534266, it will be our pleasure to help you.


~Points to Remember~

1. While opening the ZIP file the exam paper will be in **.PDC instead of .PDF**
2. You will **not be able to open** this file in any **other software** except the software by university exam department
3. If you face any **technical issue in opening the file in the existing PC / laptop** you are free **to change the PC / Laptop**. Keep your **alternate PC / Laptop** ready with Internet. **Install the software and the license**. You shall now be ready to view and **print the university question paper**
4. When you take out the print of your question paper please remember to **Turn OFF** the

- In case of any emergency, please contact

- | | |
|-----------------------------------|---|
| ➤ Deputy Registrar (MSS UNIT) | - Phone No. 022 – 26534264 / 9223833009 |
| ➤ Assistant Registrar (MSS UNIT) | - Phone No. 022 – 26534267 / 9223833005/6 |
| ➤ Senior Clerk (MSS UNIT) [DEPDS] | - Mobile No. 9223833010 |
| ➤ Exam Control Room | - 022-26535300 |

Place : Mumbai
Date : 25th August, 2014


(Dinesh Bhonde)
Controller of Examinations

To ,

All College Principals /Directors/HOD's of affiliated Colleges/Institutes/ University Departments.

Copy for Information:

- 1) All Deputy Registrar (Exam Department) & (Public Relation).
- 2) All Assistant Registrar (Exam Department / Ratnagiri & Thane sub- center).
- 3) Co-ordinator / A.R (U.C.C.) for uploading the same on University website.
- 4) E.S. to Vice Chancellor, University of Mumbai.
- 5) P.A. to Pro-Vice Chancellor, University of Mumbai.
- 6) P.A. to Director, BCUD, University of Mumbai.
- 7) P.A. to Registrar, University of Mumbai.
- 8) P.A. to Finance & Accounts Officer.
- 9) P.A. to Controller of Examinations.

University of Mumbai



No. Exam./ APP/ 481 / of 2018

CIRCULAR

The Directors/Heads of the University Departments, Deans/Principals of the affiliated colleges in the faculty of Humanities, Commerce and Management, Science and Technology and Interdisciplinary are hereby informed that the Evaluation of First Half 2018 examination has already started and the University has tag the teachers in their respective subject those who have already assess the papers in First Half 2017 and Second Half 2017. Now you are hereby requested to see it all the faculty members of your college should registered for evaluation through following faculty registration portal and after verifying it principal has to recommend it for further approval process. We are enclosing/attaching here with USER MANUAL for your ready reference.

<https://fr.examtrac.in/Admin>

Please note that University will generate login ID and password in the name of Principal and it will be sent to your e-mail. ID. If any college is having any difficulty for login ID and Password they can contact on e-mail helpdesk_osm@mu.ac.in , In following format.

College Name	Principal's Name	Principal's Mobile No.	Principal's Email Id
--------------	------------------	------------------------	----------------------

Once the approval process will be completed concern evaluators will receive an SMS on registered mobile number "QP 1234 has been enabled. Report to CAP-COE(UM).

For any queries related to OSM, please contact the following helpdesk numbers:

Help Desk 1	:	022-40411238	Help Desk 2	:	022-40411210
Help Desk 3	:	022-40411234	Help Desk 4	:	022-40411235

(Prof.) (Dr.) Arjun P. Ghatule
Director
Board of Examination & Evaluation.

Mumbai-400 098
7th May, 2018

To

The Directors/Heads of the University Departments, Deans/Principals of the affiliated colleges in the faculty of Humanities, Commerce and Management, Science and Technology and Interdisciplinary

मुंबई विद्यापीठ

दुरध्वनी क्र - ०२२ २६५४ ३०३५ / २६५३ ०२८३
ईमेल - cap.exam@mu.ac.in



केंद्रीय मुल्यांकन केंद्र, परीक्षा विभाग,
महात्मा ज्योतीराव फुले भवन,
विद्यानगरी, सांताक्रुझ (पूर्व),
मुंबई- ४०० ०९८.

क्र. परीक्षा/कें.मु.कें./१७६ /२०२२

दिनांक :- २० मे, २०२२

परिपत्रक :-

मुंबई विद्यापीठाच्या विविध शैक्षणिक विभागाचे संचालक/विभाग प्रमुख, विद्यापीठाशी संलग्नित/विद्यापीठ संचलित कला, वाणिज्य, विज्ञान, बी.एड, विधी, व्यवस्थापन आणि इंजिनियरिंग महाविद्यालयाचे प्राचार्य, विद्यापीठाच्या दुर व मुक्त अध्ययन संस्थेचे प्राध्यापक आणि संचालक, विद्यापीठाच्या रत्नागिरी व ठाणे उपकेंद्राचे संचालक/समन्वयक यांना या परिपत्रकाद्वारे सूचित करण्यात येते की, प्रथम सत्र २०२२ च्या परीक्षा दि. ४ एप्रिल, २०२२ पासून सुरू झाल्या असून OSM प्रणाली मार्फत उत्तरपुस्तिकांचे मुल्यांकन करण्याचे काम दि. १७ एप्रिल, २०२२ पासून सुरू झाले आहे. महाराष्ट्र सार्वजनिक विद्यापीठ अधिनियम २०१६ कलम ८९ अन्वये विद्यापीठाने निकाल वेळेत घोषित करणे बंधनकारक आहे.

OSM प्रणाली यशस्वीरित्या पार पाडण्यासाठी संस्था /महाविद्यालयांचे लक्ष पुढील सुचनेकडे वेधण्यात येत आहे.

१. विद्यापीठ परिपत्रक क्र. १६४८-अ /दि. २७ मार्च २०१८ नुसार प्रत्येक महाविद्यालयाला OSM सेंटर सुरू करणे बंधनकारक आहे.
२. OSM सेंटर सुरू करण्यासाठी आणि इतर तांत्रिक मदतीसाठी ९५१३८५००१६/७४०६७११०९५ नंबरवर आणि uomhelpdesk1@gmail.com वर संपर्क साधावा.
३. OSM साठी <https://um.tracmarks.com/Login> या वेबसाईट चा वापर करावा. त्यासाठी Login ID आणि Password हा महाविद्यालयांच्या ई-मेल वर पाठविण्यात येईल. ई-मेल प्राप्त न झाल्यास वर नमुद केलेल्या Helpdesk च्या ई-मेल वर महाविद्यालयाचे नाव, महाविद्यालयाच्या IT-Co-ordinator चे नाव, नंबर आणि ई-मेल ID इत्यादी माहिती पाठविण्यात यावी.
४. ज्या अभ्यासक्रमाच्या उत्तरपुस्तिका तपासणीसाठी विद्यापीठात येणार आहेत त्या विषयाच्या Attendance मे. मेरिट ट्रेक या कंपनीच्या <https://um.tracmarks.com/Login> या वेबसाईटवर ऑनलाईन भरणे बंधनकारक आहे. (झालेल्या व होणा-या सर्व परीक्षेच्या).

...२/-

मुंबई विद्यापीठ

दुरध्वनी क्र - ०२२ २६५४ ३०३५ / २६५३ ०२८३
ईमेल - cap.exam@mu.ac.in



केंद्रिय मुल्यांकन केंद्र, परीक्षा विभाग,
महात्मा ज्योतीराव फुले भवन,
विद्यानगरी, सांताक्रुझ (पूर्व),
मुंबई- ४०० ०९८.

...२...

५. मराठी व इंग्रजी भाषेत लिहिलेल्या उत्तरपुस्तिका वेगळ्या गट्टयात बांधून विद्यापीठात पाठविण्यात याव्यात.
६. L.D. दिव्यांग विद्यार्थ्यांच्या उत्तरपुस्तिकेच्या पानांवर L.D. चा शिक्का मारावा व Attendance sheet वर सुध्दा L.D. चा उल्लेख करावा.
७. कॉपी केस बाबत ज्युनिअर सुपरवायझर व सिनियर सुपरवायझरनी स्पष्ट मत मांडून विद्यापीठात पाठवताना स्वतंत्र पाकिटात पाठविणे आणि Attendance sheet वेगळी पाठवावी.
८. सोबत जोडलेल्या परीक्षांचे Attendance हे Online आणि Offline (जुन्या पद्धतीने) पाठवावे.
९. OSM सेंटर सकाळी ७.३० ते रात्री ९.०० पर्यंत सुरू ठेवावे.

डॉ. विनोद पाटील.
संचालक,
परीक्षा व मुल्यमापन मंडळ

मुंबई विद्यापीठ



दुरध्वनी क्र - ०२२ २६५४ ३०३५ / २६५३ ०२८३
ईमेल tap@exam.mu.ac.in

केंद्रीय मुल्यांकन केंद्र, परीक्षा विभाग,
महात्मा ज्योतीराव फुले भवन,
विद्यानगरी, सांताक्रुझ (पूर्व),
मुंबई- ४०० ०९८.

परीक्षा/कें.मु.कें./ / २०१८

दिनांक : सप्टेंबर २०१८

परिपत्रक :-

मुंबई विद्यापीठाच्या विविध शैक्षणिक विभागांचे संचालक/प्रमुख, विद्यापीठाशी संलग्नीत व विद्यापीठ संचालित सर्व महाविद्यालयांचे प्राचार्य, मान्यताप्राप्त संस्थांचे संचालक/प्रमुख, दूर व मुक्त अध्ययन संस्थेचे प्राध्यापक निः संचालक, विद्यापीठाच्या रत्नागिरी व ठाणे उपकेंद्राचे समन्वयक यांना या परिपत्रकाद्वारे असे सुचित करण्यात येते की, विद्यापीठाच्या परीक्षा विभागाने उत्तरपुरितकांच्या मुल्यांकनासाठी प्रथम सत्र २०१७ पासून सर्व विषयांसाठी OSM प्रणाली प्रभावीपणे राबविण्यासाठी OSM प्रणालीत काही बदल करणे अपेक्षित होते. तसेच करण्यात आलेल्या बदलानुसार तसेच महाविद्यालयांच्या प्राचार्य/प्राध्यापक/ IT- Co-ordinator यांच्याकडून OSM प्रणालीबाबत काही सूचना असल्यास त्याबाबत सविस्तर चर्चा करण्यासाठी तसेच द्वितीय सत्र २०१८ पासून विद्यार्थ्यांची परीक्षेतील उपस्थिती मॅन्युअल पद्धतीने विद्यापीठाकडे न पाठविता संगणकीय उपस्थिती पाठविण्याबाबतचे प्रशिक्षण खालील ठिकाणी आयोजित करण्यात आलेले आहे.

अनु क्र.	दिनांक	वेळ	ठिकाण	परीसर
१	२९/०९/२०१८	सकाळी ११ वाजता	आर. पी गोंगटे महाविद्यालय, अॅड. एन.व्ही जोशी रोड, डिस्ट्रीक्ट कोर्ट जवळ, जि. रत्नागिरी- ४१५ ६१२	रत्नागिरी आणि सिधुदुर्ग जिल्हा
२	०९/१०/२०१८	सकाळी ११ वाजता	सी.के.टी महाविद्यालय, प्लॉट नं. ०९ सेक्टर -११, खोदा कॉलनी, न्यु पनवेल (पश्चिम), जि. रायगड - ४१० २०६	रायगड आणि नवी मुंबई
३	०३/१०/२०१८	सकाळी ११ वाजता	ऑडिटोरिअम, नॅनो टेक्नॉलॉजी इमारत, विद्यानगरी, सांताक्रुझ (पूर्व) मुंबई - ४०० ०९८	मुंबई, मुंबई उपनगर आणि ठाणे शहर
४	०७/१०/२०१८	सकाळी ११ वाजता	सोनापंत दांडेकर महाविद्यालय, पालघर (पश्चिम), ता.आणि जि. पालघर- ४०१ ४०४	पालघर, वाडा आणि जव्हार

महाविद्यालयातील सर्व विभागांचे संचालक/प्रमुख, प्राचार्य यांना अशी विनंती करण्यात येते की, त्यांनी स्वतः Senior Supervisor (वरिष्ठ पर्यवेक्षक) सह किंवा तांत्रिक समन्वयक (IT- Co-ordinator) सह सदर प्रशिक्षणासाठी उपस्थित राहणे अनिवार्य आहे.

ARJUN PRALHAD GHATULE
प्रा. (डॉ.) अर्जुन फुले
संचालक

परीक्षा व मुल्यांकन मंडळ

मुंबई विद्यापीठ

दुरध्वनी क्र - ०२२ २६५४ ३०३५ / २६५३ ०२८३
ईमेल - cap.exam@mu.ac.in



केंद्रीय मुल्यांकन केंद्र, परीक्षा विभाग,
महात्मा ज्योतीराव फुले भवन,
विद्यानगरी, सांताक्रुझ (पूर्व),
मुंबई- ४०० ०९८.

क्र. परीक्षा/कें.मु.कें./ 1327 / २०१७

दिनांक : १६ डिसेंबर, २०१७

परिपत्रक :-

मुंबई विद्यापीठाशी संलग्नित सर्व महाविद्यालये/संस्था/विभाग यांचे प्राचार्य/संचालक/विभाग प्रमुख यांना सदर परिपत्रकाद्वारे सूचित करण्यात येते की, विद्यापीठाने प्रथम सत्र २०१७ पासून सर्व परीक्षांचे OSM द्वारे उत्तरपुस्तिकांच्या मुल्यांकन करून आपल्या सहकार्यानि निकाल घोषित केलेले आहेत त्याबद्दल आपणा सर्वांचे अभिनंदन.

विद्यापीठाने द्वितीय सत्र २०१७ मध्ये देखील घेण्यात येणा-या परीक्षांच्या OSM द्वारे उत्तरपुस्तिकांच्या मुल्यांकन करण्याचे आयोजिले असून विविध CAP Centre वर मुल्यांकनाची कामेही सुरू करण्यात आलेली आहेत.

आपणांस विनंती करण्यात येत आहे की, खिसमस व्हेकेशन कालावधी मध्ये सर्व CAP Centre सकाळी ७.३० ते रात्री १०.३० पर्यंत सुरू राहतील याबाबत संबंधिताना सूचित करावे. ज्या महाविद्यालयात CAP Centre सुरू नाहीत त्या महाविद्यालयातील प्राध्यापकांना इतर CAP Centre सुरू असलेल्या महाविद्यालयांनी मुल्यांकन करण्याची परवानगी द्यावी तसेच सर्व प्राध्यापकांनी वेळेत निकाल लावण्याच्या दृष्टीने उत्तरपुस्तिकांचे मुल्यांकन करून सहकार्य करण्याचे आवाहन करण्यात येत आहे आणि आपल्या सहकार्याची अपेक्षा बाळगत आहे.

प्रा. (डॉ.) अर्जुन घाटुळे
प्रभारी संचालक
परीक्षा व मुल्यांकन मंडळ

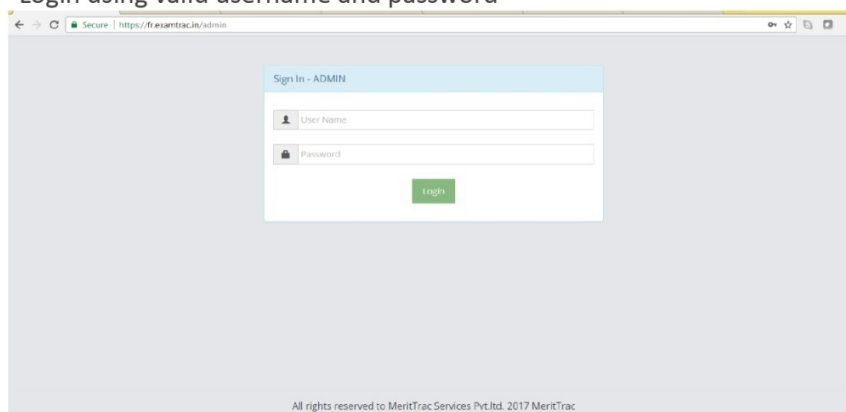
Faculty Registration Portal User Manual

UNIVERSITY OF MUMBAI

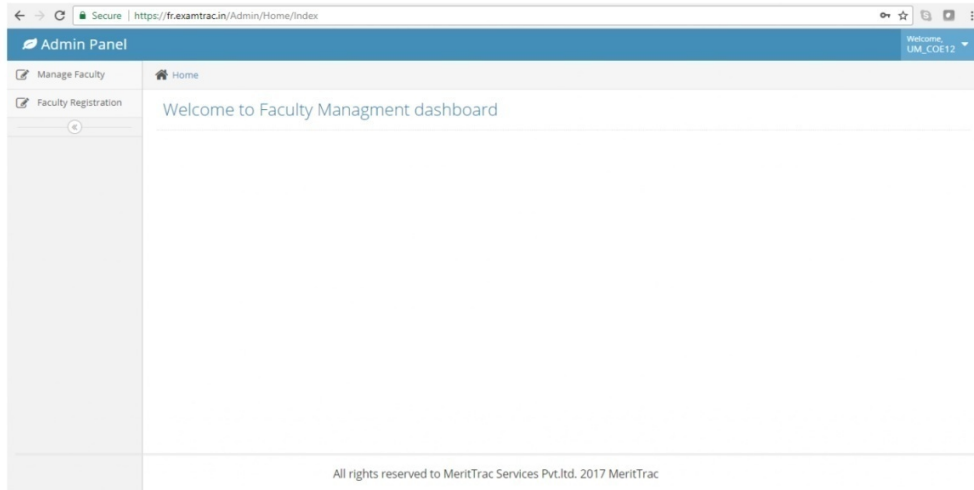
Logging In

Visit the application by entering the URL - <https://fr.examtrac.in/Admin>

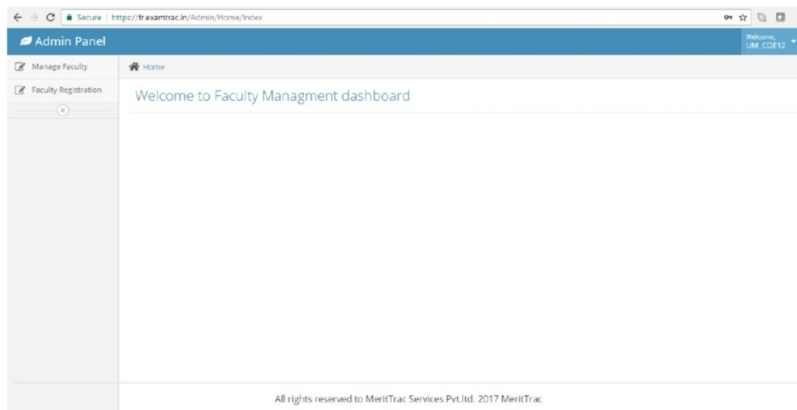
Login using valid username and password



Successful login should take you to the Homepage



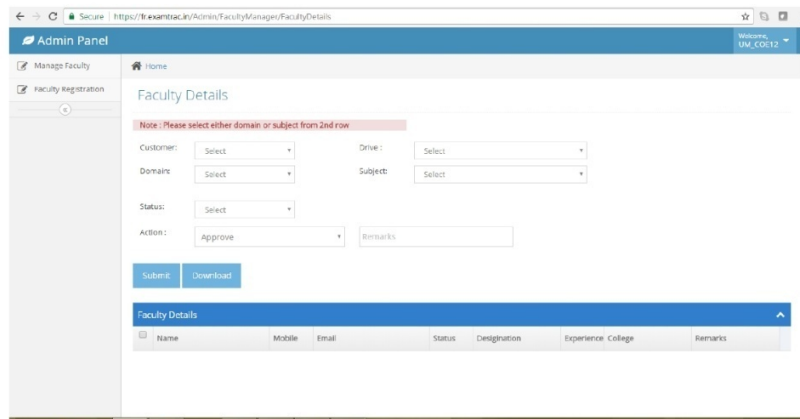
Homepage



1. Click on **Manage Faculty** to Approve, Reject or Review the status of the registered Examiners

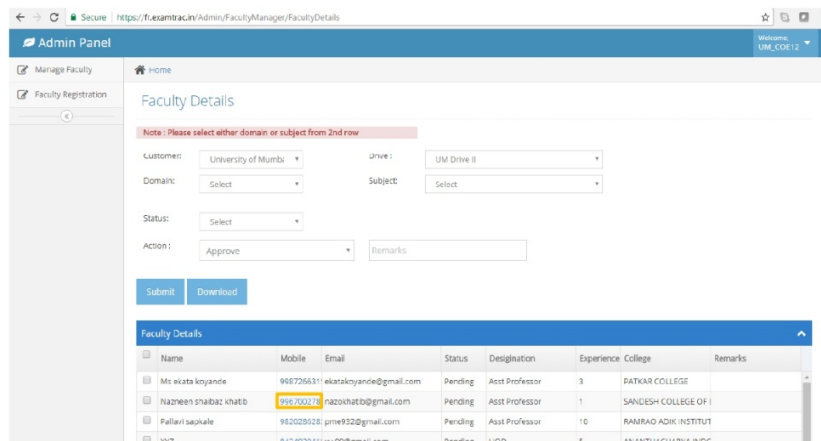
2. Click on **Faculty Registration** to Register a New Examiner

Manage Faculty



1. **Select Customer:** University of Mumbai
2. **Select Drive:** Drive III
3. You may further filter by Domain(Faculty) and Subject
4. You may filter based on the Status
5. The **Download** tab will export report based on the Filters Applied

Review and Approval



1. Click on the Mobile Number to review the Registration Details of the Examiner

Review and Approval

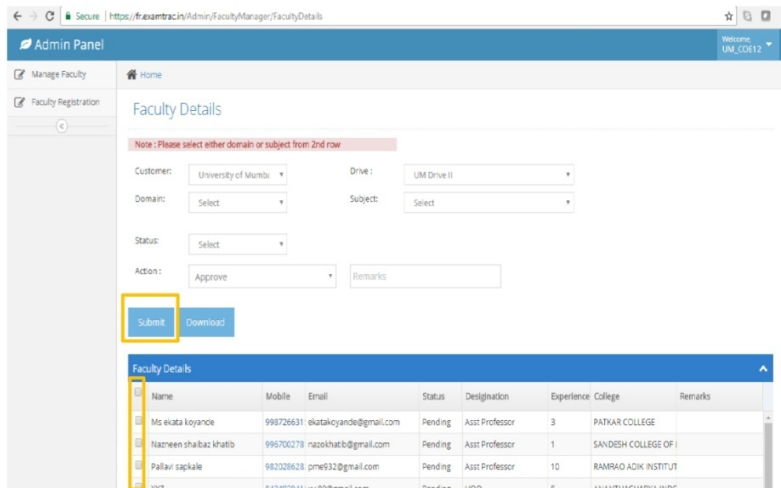
NAME: Ms ekata koyande
Mobile : 9987266315

Status : Pending
District : Mumbai
Name Of University : University of Mumbai - Kalina Campus
College : PATKAR COLLEGE
Designation : Asst Professor
Email : ekatakoyande@gmail.com
Experience : 3
Bank Name : STATE BANK OF INDIA
IFSC Code : SBIN0008075
Account Number : 33966728164
Faculty Role : Examiner
College Address : S.V.ROAD, GOREGAON (W), MUMBAI - 400062
Residential Address : D7-23 asmita jyoti chs, malad-marve road,near fire brigade,malad west,mu
PAN No : BJBPK2933D
Aadhar Card : 495838367075
Preferred Language for evaluation:English ,

Domain	UG/PG	Year/Sem	Subject
Science	S0125 - T.Y. B.Sc.	SEM V	S1042 - Biotechnology: Paper III- Genetics & Molecular Biology

1. Examiner Information will be displayed as shown in the figure

Review and Approval

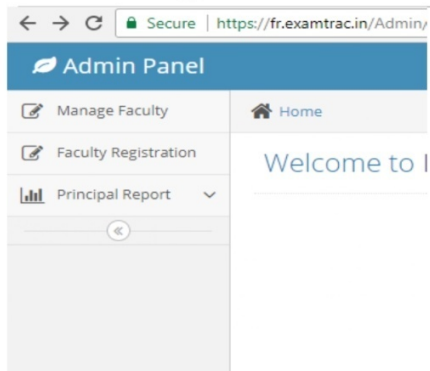


1. Filter under status "Partial Approved"
2. Select Examiners by clicking the Tick Box provided
3. Select **Approve** in the **Action** to approve a Examiner
4. Select **Reject** in the **Action** to reject a Examiner
5. Select **Lock** in the **Action** to block/hold a Examiner
6. More than one Tick box can be selected to perform the above action.
7. Enter **Remarks**
8. Click on **Submit**.
9. The **Status** will change based on the selection

Note:

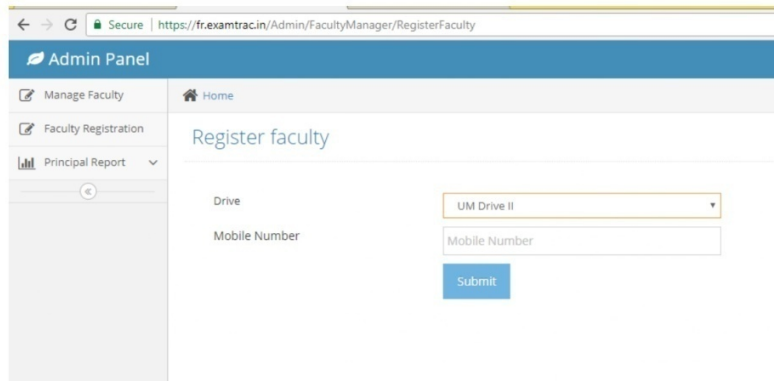
1. Examiners who have done evaluations during the FH are considered as Registered Users.
2. Registered Users have to Login with the registered Mobile number to update their respective Profile Information.
3. Subjects evaluated during the FH have been tagged against the registered examiners and will be in a approved status.
4. The University will receive request for approval for the registered examiner/s, only incase the examiner submits request on inclusion of new subjects.
5. Examiner can update their Profile Information, except the mobile number.
6. All new registrations will have to go through a approval process.

Adding New Examiners



1. Click on Faculty Registration

Adding New Examiners



Admin Panel

Manage Faculty | Home

Faculty Registration

Principal Report

Register faculty

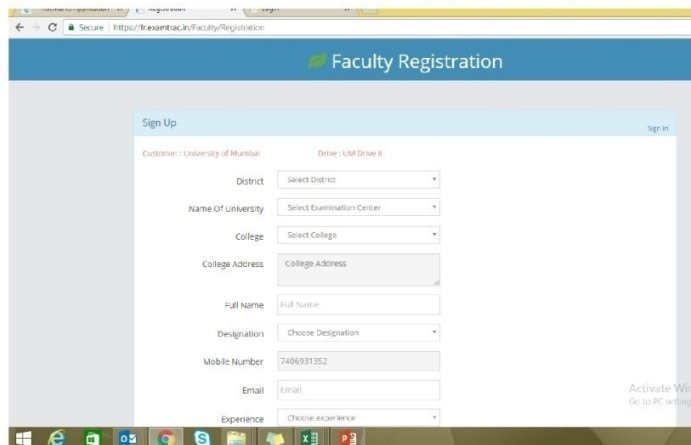
Drive: UM Drive II

Mobile Number: [Input Field]

Submit

1. Select UM Drive III
2. Enter the mobile number of the examiner to be registered.

Adding New Examiners



Faculty Registration

Sign Up

Customer: University of Mumbai | Drive: UM Drive II

District: Select District

Name of University: Select Examination Center

College: Select College

College Address: College Address

Full Name: Full Name

Designation: Choose Designation

Mobile Number: 7406931352

Email: Email

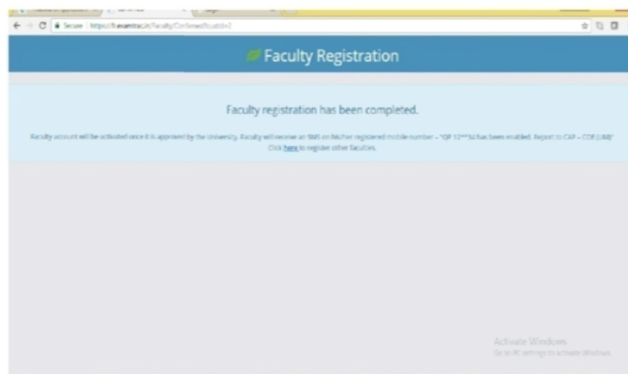
Experience: Choose experience

Sign in

Activate Windows
Go to PC settings

1. Enter all required fields.
2. Click on Submit

Adding New Examiners



1. On successful registration message will be shown
2. Select [Click here](#) to register more faculties

End of User Manual

**Girivasi Sevamandal Kalyan's
Murlidhar Nanaji Mohite Guruji College of Arts, Commerce And
B.M.S.Khodala- Jogalwadi, Tal. Mokhada, Dist. Paalghar**

ONLINE SCREEN MARKING

Name and Use of Software

Software Name: TracMarks

Purpose: Online External Paper assessment

Sample Screenshot of Evaluator Dashboard

The screenshot displays the TracMarks Evaluator Dashboard. The interface includes a search bar at the top left, a navigation menu on the left, and a main content area with a list of assessment papers. Each paper entry includes a subject code, subject name, and various status indicators. The right sidebar contains an 'Announcements' section with links to 'Write to us', 'Frequently Asked Questions', 'How to Evaluate', and 'Help Desk'. The Windows taskbar is visible at the bottom of the screenshot.

Subject Code	Subject Name	Start Date	End Date	Action
24210-84293	24210-84293_Physics: Mathematical, Thermal & Statistical Physics	25/09/2022	31/12/2024	Start Evaluation
24225-10506	24225-10506_Physics: Solid State Physics	25/09/2022	31/12/2024	Start Evaluation
24241-10371	24241-10371_Physics: Atomic & Molecular Physics	25/09/2022	31/12/2024	Start Evaluation
24253-84305	24253-84305_Physics: Electrodynamics	25/09/2022	31/12/2024	Start Evaluation

Tracmarks Hello, Subhash Ajinath Funde

24210-84293_24210-84293_Physics: Mahtemtical, Thermal & Statistical Physics

Level: L2 (L2) Available Status: 0

Downloaded Scripts (2) | Grace Period | Completed | Head Evaluator

Search by script code Download scripts Eligible Script(s) - (0)

Script Code	Marks awarded	Time spent (HH:MM)	Marks awarded	Time spent (HH:MM)
71909476	0.00	00:00	76785940	00:00
0.00% completed			0.00% completed	
Allocated on: 25 Dec 2022 12:00 PM		Allocated on: 25 Dec 2022 12:00 PM		
Last updated on: N/A		Last updated on: N/A		

Windows taskbar: 28°C, 12:57 PM, 12/21/2022